

CGTTCCTCC AAGCCCTGTT GTCTCTTACC
GTCTC TCGCTACTGC
ATTCTTACA AATTACTATA CTACACA TA

LABNET INTERNATIONAL, INC.

LABNET ENDURO™ GEL SYSTEMS AND POWER SUPPLIES


Labnet
Labnet International, Inc.



❑ **VERTICAL SYSTEMS**
MODULAR UNITS FOR
PAGE, BLOTTING AND
2D ELECTROPHORESIS

❑ **HORIZONTAL SYSTEMS**
SIX SIZES TO MEET
YOUR NEEDS

❑ **POWER SUPPLIES**
FOR ELECTROPHORESIS
AND BLOTTING



AGCCCTGTT GTCTCTTACC GGGATGTTCA ACCAAAAGCT ACTTACTACC TTTATT
ACTTGCTC TCGCTA CGTGCAACAA AACTAACTC AACTACTA
TATACTATA CTAC AATA CATAATCACT GACTGRIA ACAAGAGCTTTTCAC

ENDURO™

Electrophoresis Systems

Enduro power supplies meet a wide range of applications for DNA, RNA and protein electrophoresis as well as blotting. Designed with safety in mind, they are loaded with the features that today's research applications demand.

Two models

Two *Enduro* models are available to meet your needs. The Model 300V can produce output to 300V or 500mA, while the Model 250V produces a maximum output of 250V or 3,000mA. Both are compact in design and require a minimal amount of valuable benchspace. Units are stackable to save space. For easy viewing and setting of parameters on the bench or shelf, the front of the power supply can be raised with the integral folding feet.



Intelligent control

Operational parameters are easy to set using the membrane keypad and are displayed digitally on the large backlit LCD. The Model 250V features a 20 program memory. Programs can include multiple steps. Both power supplies can operate under timed or continuous mode. Four sets of color coded output terminals allow multiple gels to be run simultaneously. Safety functions built into the systems include no load and load change detection. Automatic recovery after a power failure is also an option.

Constant voltage, current or wattage

The *Enduro* Model 250V and Model 300V can both operate under constant voltage or constant current mode. In addition, the Model 250V can be set to operate under constant power mode. With all settings, crossover is automatic.

SPECIFICATIONS AND ORDERING INFORMATION

Model	300V	250V
Output voltage range/increments	2-300V/1V	5-250V/1V
Output current range/increments	4-500mA/1mA	10-3000mA/10mA
Output power range/increments	90 watts max/na	1-300W/1W
Operating constant modes	voltage or current	voltage, current or power
Timer	1-999 minutes or continuous	1 min to 99h 59 min or continuous
Programmable	No	Yes, 10 steps/program, 20 program memory
Dimensions (W x D x H)	7.6 x 9.9 x 3.2 in/19 x 25 x 8 cm	7.6 x 9.9 x 3.2 in/19 x 25 x 8 cm
Weight	4.9 lb/2.2 kg	5.6 lb/2.5 kg
Input voltage	120-230V	120-230V
Catalog Number	E-0303*	E-0203*

Supplied with 120V power cord. For 230V, please add -230V to catalog number.

Enduro™ Modular Vertical PAGE System

- ❑ Modular Design
- ❑ PAGE, Electroblothing and 2D Electrophoresis
- ❑ Quick and easy set up
- ❑ Wide range of accessories

Labnet's *Enduro* Vertical PAGE System is modular - allowing PAGE, electroblotting and 2D gel electrophoresis to be carried out in the same tank, simply by changing the inserts. Users can purchase only the parts they need, or a complete combined system for a cost savings over buying all three systems separately.

Modular System

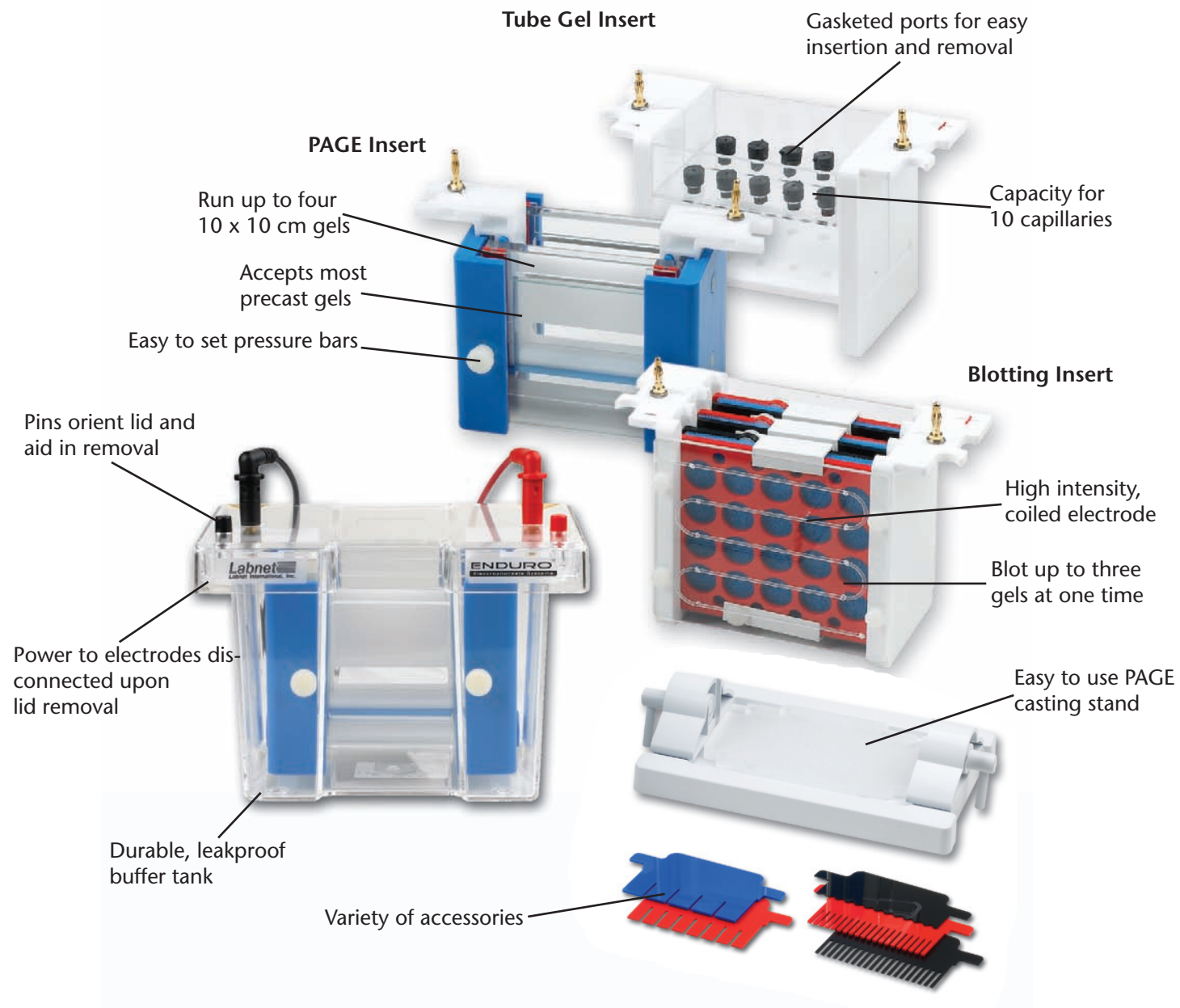
The *Enduro* System is based on three operational inserts and a common buffer tank. All three inserts, PAGE, electroblotting and 2D electrophoresis, have their own electrode assembly that connects into the lid of the buffer tank.

PAGE Insert

Set up of gels is quick and easy with the PAGE insert. A set of plates are placed on either side of the insert and held into place by the pressure bar. An additional gel may be run on each side by stacking the plates. The assembly is then placed into the casting stand for pouring the gel. After the gel is polymerized, the insert is removed from the casting stand and placed in the buffer tank.

Electroblotting Insert

The electroblotting insert has a capacity for 3 gels. Setting up blots is easy - gels are sandwiched in the blotting cassettes with the transfer membranes. The cassettes are then placed in the insert, which is in turn placed in the buffer tank. Coiled electrodes in the insert generate a high intensity current, allowing transfer to take place in about an hour.



2D Electrophoresis Insert

This insert is used for running the first dimension of IEF gels. Up to ten 8 cm gels are poured in disposable capillary tubes and placed in this insert. Gasketed ports allow for easy insertion and removal of tubes. Blocking plugs are included for closing off ports that are not in use.

Accepts Most Precast Gels

Most precast gels, including NuSep™, Bio-Rad™, Invitrogen™ and Lonza™ can be used with the *Enduro* PAGE System. The use of precast gels saves time by eliminating the need to pour gels and wait while they polymerize.

Built for Safety and Endurance

For leakproof performance and a long service life, the buffer tank is molded from high quality acrylic. Pins on the top of the inserts ensure that the lid is placed onto the insert in the proper orientation. These pins also aid in removal of the lid. Removing the lid disconnects power to the electrodes.

Wide Range of Accessories

A variety of combs and spacers of varying widths are available to customize your *Enduro* system. All are color coded and clearly marked for easy identification. Both notched and plain plates can be purchased with spacers permanently bound for easy set up. Additional fiber pads and replacement cassettes are also available as well as capillary tubes, blanking ports and tube supports. Cooling packs are also available to help reduce buffer temperature during higher voltage or longer runs.

Enduro Packages

Four *Enduro* packages are available. The *Enduro* PAGE system includes the PAGE insert, casting stand, plates, combs and buffer tank. The *Enduro* PAGE Electroblotting System includes all of the components of the PAGE system plus the electroblotting insert, three cassettes and six fiber pads. The tube gel insert and PAGE system components make up the *Enduro* 2D Electrophoresis System. An electroblotting package is also available that includes the buffer tank, electroblotting insert and accessories. All components are also available separately.

SPECIFICATIONS

	<i>Enduro</i> PAGE System	<i>Enduro</i> PAGE Electroblotting System	<i>Enduro</i> PAGE 2D System
Gel Dimensions	10 x 10 cm	NA	8 cm long
Capacity	2 gels/run*	3 gels/transfer	10 tubes/run
Maximum samples	20 per gel	NA	10 (1/gel)
Tank (WxDxH)	19 x 13 x 15 cm	19 x 13 x 15 cm	19 x 13 x 15 cm
Buffer volume	250 mL	1200 mL	500 mL
Included items**	2 ea 10 x 10 notched plates 2 ea 10 x 10 plates w/spacers 2 ea 1 mm comb, 12 wells PAGE Module, casting base	3 ea blotting cassettes 6 ea fiber pads Blotting module, PAGE System (also available without PAGE components)	20 ea capillary tubes 20 ea tube supports 10 ea blocking plugs IEF module PAGE System

*Can run 4 gels by stacking the plates.

**Each system includes buffer tank, lid, leads and cooling pack. The Blotting and IEF Systems also include the PAGE components.

ORDERING INFORMATION

Catalog No.	Description
E2010-P	<i>Enduro</i> PAGE System, includes PAGE insert, buffer tank with leads and cooling pack
E2010-PB	<i>Enduro</i> PAGE Electroblotting System, includes the blotting insert and PAGE system components
E2010-P2	<i>Enduro</i> PAGE 2D System, includes 2D insert and PAGE System components
E2010-BT	<i>Enduro</i> Electroblotting System includes buffer tank and blotting insert
E2010-BM	Electroblotting Module only for use with <i>Enduro</i> PAGE System
E2010-2M	2D Electrophoresis Module only for use with <i>Enduro</i> PAGE System

Additional spacers, combs and plates are available. Contact your local representative or visit www.labnetlink.com for details and ordering information.

Enduro™ Horizontal Gel Boxes

- ❑ Molded, durable construction
- ❑ Rubber gates for easy, tapeless gel casting
- ❑ Adjustable height combs
- ❑ Loading guides aid in well visualization

Enduro Horizontal Gel Boxes have been designed for ease of use, safety and durability. A variety of sizes are available, from a mini gel system to a large maxi gel system that can accommodate as many as 450 samples in a single run. A wide range of accessories are available to customize your system, including multichannel compatible gel combs.


Quality Construction

The *Enduro* gel tanks are molded for leakproof performance and a long service life. The corrosion resistant platinum electrodes are located in cassettes to protect them during cleaning and provide for easy replacement. The lids fit on the gel boxes in only one direction. A drip ring on the lid recycles condensed buffer and prevents it from dripping directly onto the gel

Ease of Use

Casting gels for the *Enduro* system is very easy. Simply snap the rubber gates onto the ends of the tray, place the comb in position and pour the gel - no taping is necessary. Slots on the sides of the gel trays hold the combs in place. The two piece combs are designed so that the teeth can be raised or lowered to vary the depth of the well within the gel. The supplied combs are 1.5 mm thick. Combs of other thicknesses are available separately. After the gel has hardened, the combs and gates are removed and the gel and tray placed in the gel box. Loading strips may be placed on the bottom of the gel tray to aid in well visualization. Gel trays are UV transparent.

The power leads for the *Enduro* system are attached to the gel box lid. The connection with the electrodes is made only when the lid is properly in place. Removal of the lid removes power from the system. Side tabs and pressure pads make lid removal easy and prevent sloshing of buffer.



Enduro™ Horizontal Gel System Range

Enduro 7.7

Ideal for quick runs and low to medium throughput of samples.

Cat. no.: E1007-7



Gel: 7 x 7 cm
Unit: 9 x 21 x 9 cm
Buffer volume: 225 ml
Max. samples: 32
Supplied combs: 2 ea 8 tooth

Enduro 7.10

Small footprint, with longer gel for higher sample throughput or better resolution.

Cat. no.: E1007-10



Gel: 7 x 10 cm
Unit: 9 x 21 x 9 cm
Buffer volume: 225 ml
Max. samples: 64
Supplied combs: 3 ea 8 tooth

Enduro 10.10

Ideal for quick checks of samples from PCR products. For medium throughput laboratories.

Cat. no.: E1010-10



Gel: 10 x 10 cm
Unit: 12.5 x 22 x 9 cm
Buffer volume: 300 ml
Max. samples: 100
Supplied combs: 2 ea 10 tooth*

Enduro 15.10

Wide gel with low buffer requirements.

Cat. no.: E1015-10



Gel: 15 x 10 cm
Unit: 17.5 x 26.5 x 9 cm
Buffer volume: 500 ml
Max. samples: 140
Supplied combs: 1 ea 16 tooth*
1 ea 20 tooth

Enduro 15.15

This gel offers both high throughput and excellent resolution of samples.

Cat. no.: E1015-15



Gel: 15 x 15 cm
Unit: 17.5 x 26.5 x 9 cm
Buffer volume: 500 ml
Max. samples: 210
Supplied combs: 1 ea 16 tooth*
1 ea 20 tooth
1 ea 28 tooth*

Enduro 20.20

Excellent resolution, capacity for up to 450 samples. Ideal for rapid screening of large numbers of samples.

Cat. no.: E1020-20



Gel: 20 x 20 cm
Unit: 23 x 39.5 x 9 cm
Buffer volume: 1.200 ml
Max. samples: 450
Supplied combs: 2 ea 40 tooth
2 ea 20 tooth*

*Denotes multichannel compatible combs.

Labnet
Labnet International, Inc.

P.O. Box 841 • Woodbridge, NJ 07095 • USA • website: <http://www.labnetlink.com>
US • toll free: 888-LABNET1 • fax: 732 417-1750 • email: labnet@labnetlink.com
International • phone: +1-732-417-0700 • fax: +1-732-417-1750 • email: international@labnetlink.com